




PI-Controller; PA-Plug Housing acc. to DIN 43650 A; 24 VDC





Picture showing a complete Burkert-System using Type 8625-2 PI-Controller

Advantages / Benefits

- 

▶ Up to 80% lower Total Cost of Ownership
- 

▶ Easy and fast installation, configuration and operation
- 

▶ Internal and external setpoint for easy networking and easy customizing
- 

▶ High reliability of process, thanks to decentralized intelligence

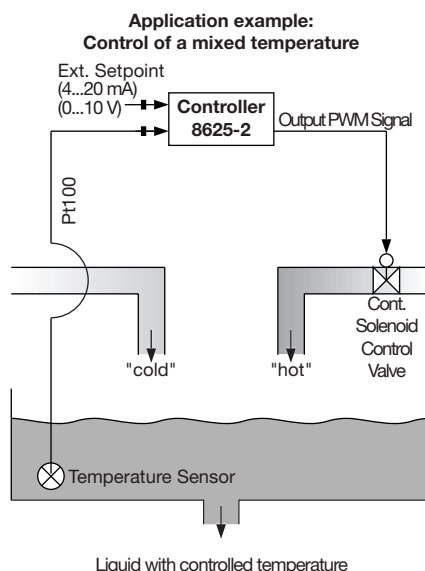
Design / Function

This PI-controller allows to setup a closed loop control for controlling temperature. It can be combined with a solenoid control valve (i.e. 6022, 6023, 6223 and 2832, 2834, 2836) and a temperature sensor with Pt100 signal.

The setpoint can be programmed not only manually, but also from an external PLC or other process controller.

The PI-controller can be used to control the temperature of liquids. In the latter case, the Pt100 input from the temperature sensor of the controlled liquid is constantly compared to the programmable setpoint.

Flexibility to the process is given by many different features, such as scaling, programming of process control parameters, setting of the external or internal setpoints as well as by monitoring the process value on the display.



Applications

- Temperature control in showers and water tanks
- Temperature control of watercooling systems in machines and robots
- Temperature control of processes in chemical plants
- Temperature control in water treatment facilities and in medical equipment
- Temperature controlled supply of gases and liquids



## Technical Data

Operating voltage 24 V DC  
 Power consumption Max. 1.5 W

### INPUTS

Sensor Pt100  
 Resolution 0.25 °C  
 Temperature range -50 °C ... +150 °C  
 Accuracy 1.5 °C  
 External setpoint Standard signal  
 4...20 mA or 0...10 V  
 Resolution 10 Bit

### Electrical connections to

Sensors 1 Male connector  
 M8 (3 pins)

Power supply and external setpoint 1 Male connector  
 M12 (4 pins)

Programming  
 -Setting of internal or external setpoint  
 -Elimination of turn-down ratio  
 -Non-inverted and inverted control direction  
 -Zero-point switch off

LCD-display 4 digit numeric display  
 4 letter text display

### OUTPUTS

Outputs to valve  
 Output signal electr. PWM-signal  
 (pulse-width-modulation)  
 Output current max. 1.0 A  
 Electr. connection Plug-on acc. to DIN 43 650 A  
 to valve (secured with a screw)  
 Can be mounted in rotational increments of 90°

Rating (plugged-on) IP 65  
 Ambient temperature -10 °C ... +60 °C  
 Housing material Polyamide (PA)  
 Weight approx. 130 g

## Ordering Chart

Type:	Item-No.:
Temperature Controller 8625-2	143 571 V

## Ordering Chart Accessories (Cables and Connectors)

Description / Feature:	Connecting PI-Controller with:	Item-No.:
Connector M12 with 5.0 m cable (4 wire)	Power supply / External setpoint	918 038 T
Connector M8 with 2.0 m cable (3 wire)	-	918 039 U

## Dimensions [mm]

