




PI-Controller; PA-Plug Housing acc. to DIN 43650 A; 24 VDC





Picture showing a complete Burkert-System using Type 8624-2 PI-Controller

Advantages / Benefits

- 

▶ Up to 80% lower Total Cost of Ownership
- 

▶ Easy and fast installation, configuration and operation
- 

▶ Internal and external setpoint for easy networking and easy customizing
- 

▶ High reliability of process, thanks to decentralized intelligence

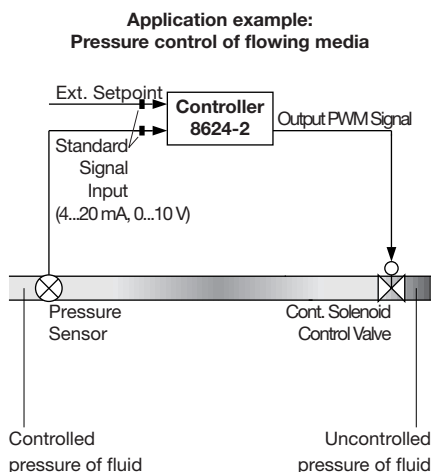
Design / Function

This PI-controller allows to setup a closed loop control for controlling pressure. It can be combined with a solenoid control valve (i.e. 6022, 6023, 6223 and 2832, 2834, 2836) and a pressure sensor with standard signal 4...20mA.

The setpoint can be programmed not only manually, but also from an external PLC or other process controller.

The PI-controller can be used to control the pressure of flowing gas or liquids. In the latter case, the standard signal input from the pressure sensor of the controlled fluid is constantly compared to the programmable setpoint.

Flexibility to the process is given by many different features, such as scaling, programming of process control parameters, setting of the external or internal setpoints as well as by monitoring the process value on the display.



Basic demand: Pressure of fluid > controlled pressure

Applications

- Maintaining constant pressure in a supply line
- Pressure control of gas supply to a gas burner
- Pressure control in compressed air equipment
- Pressure control of gas flow in medical equipment
- CO<sub>2</sub> pressure control in the food industry
- Control of liquid supply in water treatment facilities
- Pressure controlled processes in the chemical industry



## Technical Data

Operating voltage 24 V DC  
 Power consumption Max. 1.5 W

LCD-display 4 digit numeric display  
 4 letter text display

### INPUTS

Sensor Standard signal  
 4...20 mA or 0...10 V  
 Resolution 10 Bit  
 External setpoint Standard signal  
 4...20 mA or 0...10 V  
 Resolution 10 Bit

### OUTPUTS

Outputs to valve  
 Output signal electr. PWM-signal  
 (pulse-width-modulation)  
 Output current max. 1.0 A  
 Electr. connection Plug-on acc. to DIN 43 650 A  
 to valve (secured with a screw)  
 Can be mounted in rotational  
 increments of 90°

Electrical connections to  
 Sensor 1 Male connector  
 M8 (3 pins)

Rating (plugged-on) IP 65  
 Ambient temperature -10 °C ... +60 °C

Power supply and  
 external setpoint 1 Male connector  
 M12 (4 pins)

Housing material Polyamide (PA)  
 Weight approx. 130 g

Programming  
 - Setting of internal or  
 external setpoint  
 - Elimination of turn-down ratio  
 - Non-inverted and inverted  
 control direction  
 - Zero-point switch off

## Ordering Chart

Type:	Item-No.:
Pressure Controller 8624-2	143 570 G

## Ordering Chart Accessories (Cables and Connectors)

Description / Feature:	Connecting PI-Controller with:	Item-No.:
Connector M12 with 5.0 m cable (4 wire)	Power supply / External setpoint	918 038 T
Connector M8 with 2.0 m cable (3 wire)	-	918 039 U

## Dimensions [mm]

