

Class H Cable Plug – 1/2" Conduit Connection UR, UL and FM Approved

2509

1.28" Width; 0.70" Contact Clearance; 0 - 250 V



- ✓ UR and UL Approved
- ✓ For Solenoid Valves with FM Approval for Hazardous Locations, Division 2
- ✓ Optional Versions with LED, Rectifier, Recovery Diode, Pole Protection and Varistor

The cable plug Type 2509 is used to connect devices and components, especially solenoid valves with plug pin assignment A according to ISO 4400.

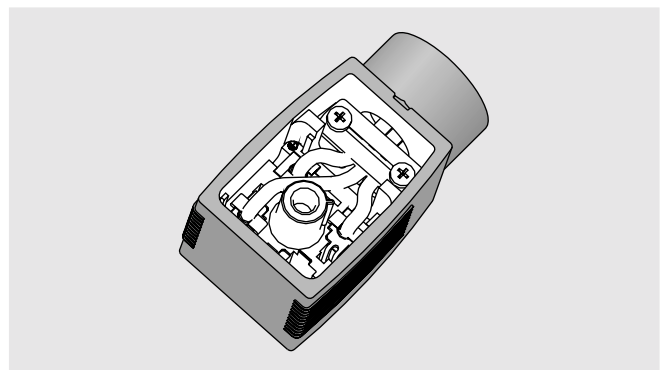
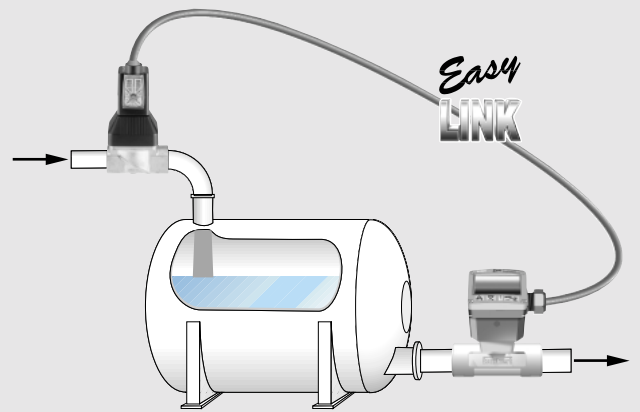
- Type 2509 has UR approval as a component.
- The combination of the Burkert solenoid valves and the cable plug 2509 has UL approval.
- The combination of FM approved Burkert solenoid valves and the cable plug 2509 is suitable for Hazardous Locations, Division 2.

Process Specification

| | |
|----------------------------------|---|
| Body material | PA (polyamide) |
| Contact material | copper alloy, silver plated |
| Connection thread | 1/2" NPT |
| Cable outlet | vertically to the plug bottom - can be rotated by 4 x 90° after removal |
| Cable diameter (incl. isolation) | ≤ 0.118" |
| Isolation | |
| between cable plug and coil | gasket (NBR) 0.059" |
| Range of cross-section | 0.029 – 0.078 inches ² |
| Ambient temperature range | +14 up to +131°F |
| Poles | 2 pole + protective ground |
| Nominal voltage | 0 to 250 V |
| Functional display | with LED, yellow |
| Protection class | NEMA 4 (IP 65) |
| Flammability class to UL 94 | 5 V |

Application: ON/OFF Control

- keeps the flow rate constant in water treatment with ON/OFF control and Easy LINK

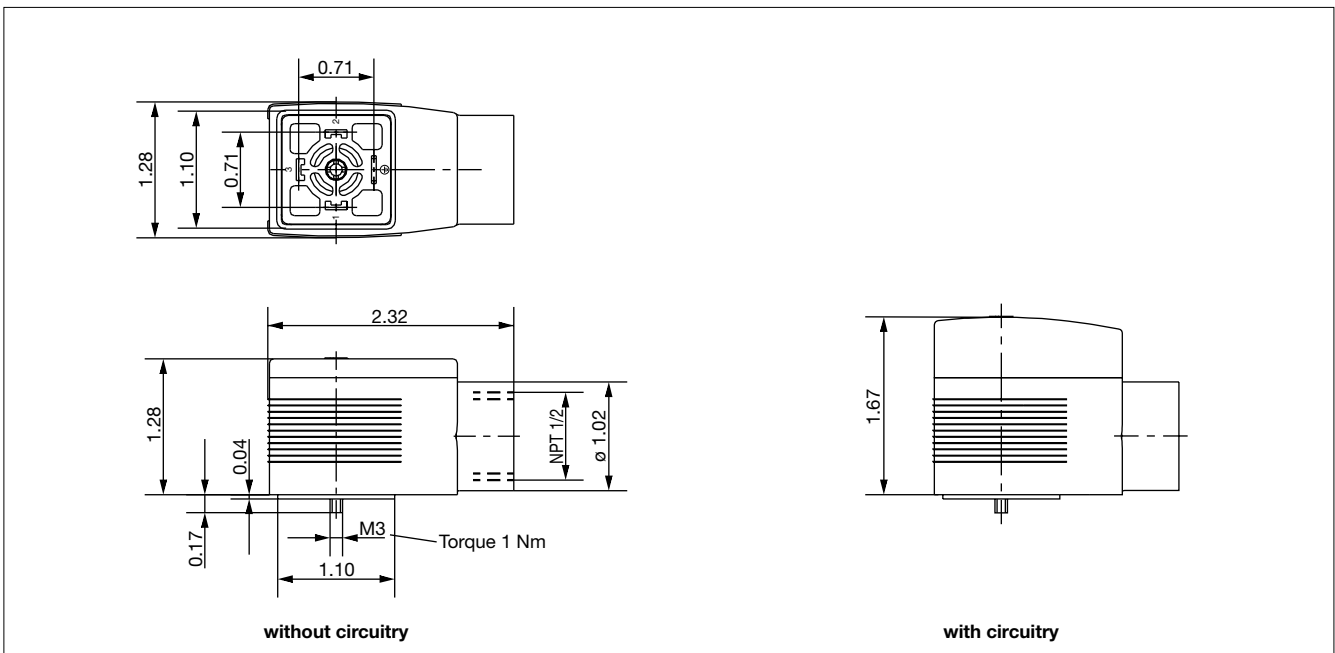


Class H Cable Plug - 1/2" Conduit Connection UR, UL and FM Approved

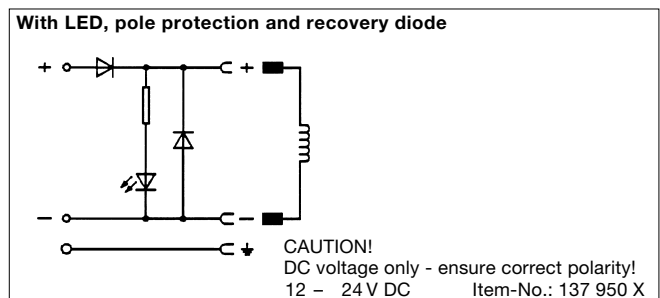
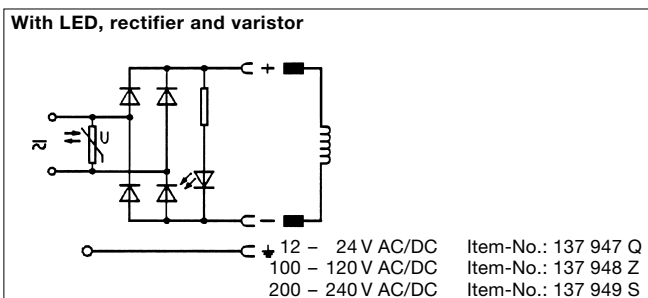
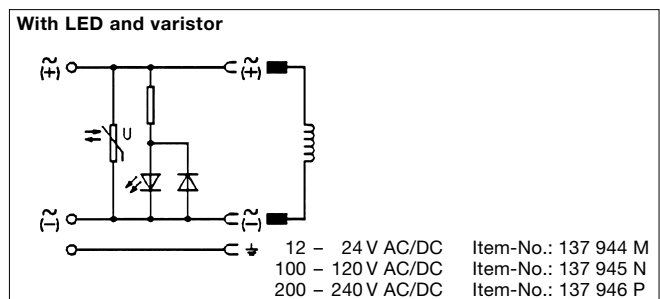
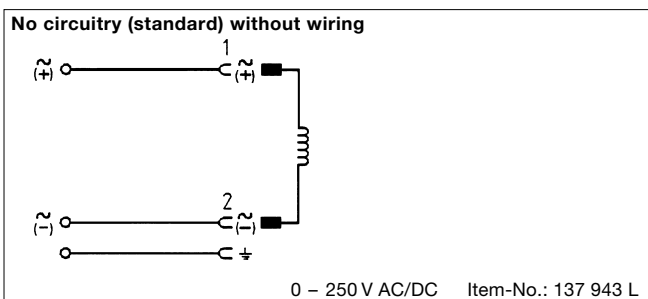
Specifications - Ordering Chart (Other Versions on Request) for Type 2509

| Circuitry | Voltage | Max. current | Item-No. |
|--|-------------------|--------------|-----------|
| No circuitry (standard) | 0 – 250 V AC/DC | 6 A | 137 943 L |
| With LED and varistor | 12 – 24 V AC/DC | 3 A | 137 944 M |
| With LED and varistor | 100 – 120 V AC/DC | 3 A | 137 945 N |
| With LED and varistor | 200 – 240 V AC/DC | 3 A | 137 946 P |
| With LED, rectifier and varistor | 12 – 24 V AC/DC | 1 A | 137 947 Q |
| With LED, rectifier and varistor | 100 – 120 V AC/DC | 1 A | 137 948 Z |
| With LED, rectifier and varistor | 200 – 240 V AC/DC | 1 A | 137 949 S |
| With LED, pole protection and recovery diode | 12 – 24 V DC | 1 A | 137 950 X |

Dimensions [inches]



Wiring Diagrams - Connection Specifications



In case of special application requirements, please consult for advice.

We reserve the right to make technical changes without notice.
012-GB/ 1-0225